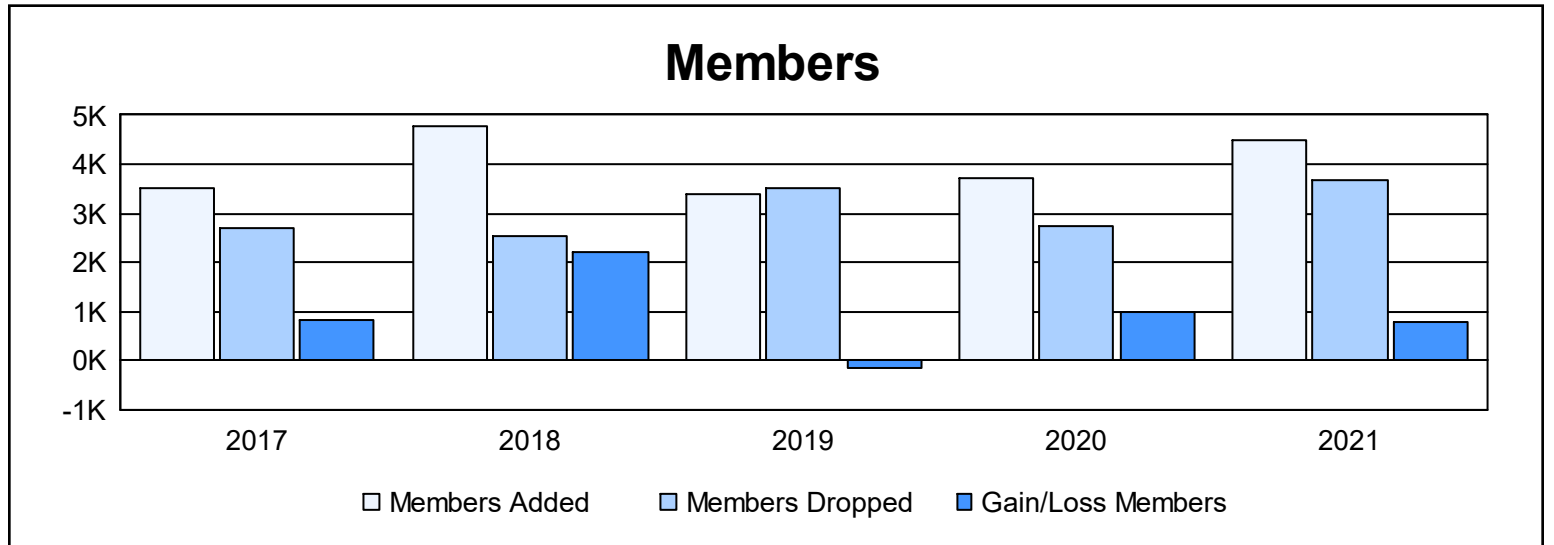
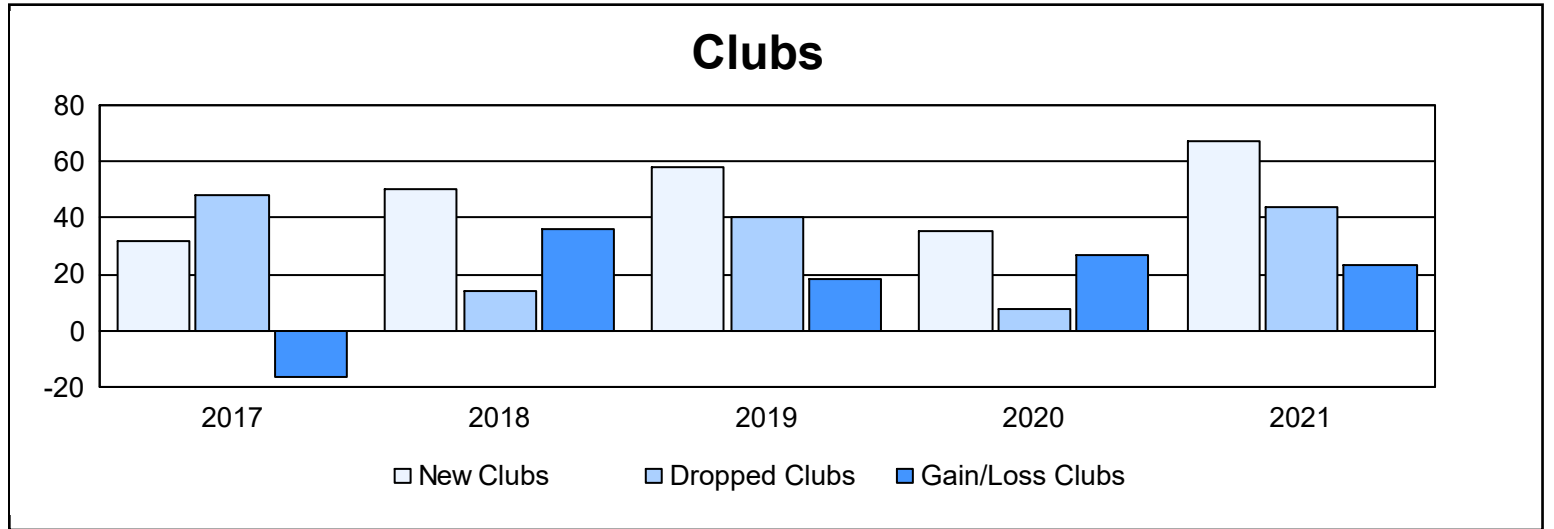
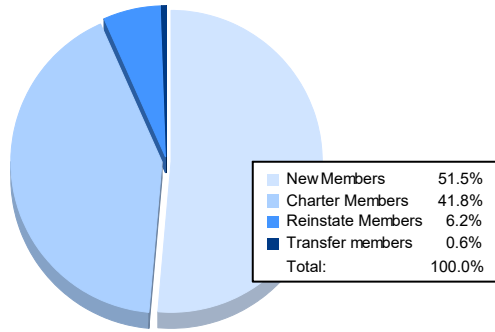


Year	New Clubs	Dropped Clubs	Gain/ Loss Clubs	New Members	Charter Members	Reinstate Members	Transfer Members	Total Member Added	Total Members Dropped	Gain/ Loss Members
2016-2017	32	48	-16	2,552	808	144	25	3,529	2,693	836
2017-2018	50	14	36	2,851	1,686	179	44	4,760	2,555	2,205
2018-2019	58	40	18	1,642	1,540	175	22	3,379	3,520	-141
2019-2020	35	8	27	2,012	1,126	566	15	3,719	2,743	976
2020-2021	67	44	23	2,306	1,871	279	25	4,481	3,688	793
Average	48	31	18	2,273	1,406	269	26	3,974	3,040	934



Membership Composition June 2021 Cumulative



Gender Composition June 2021 Cumulative

